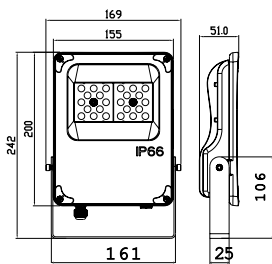


FL-FB24

Flood light

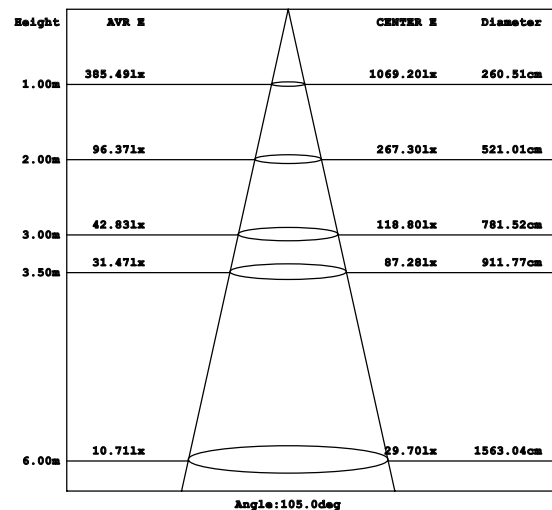
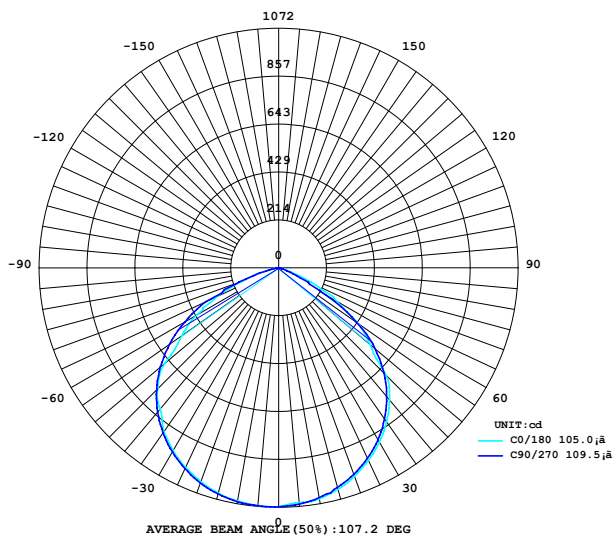
RoHS



SPECIFICATION

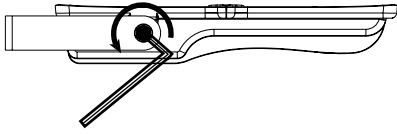
Model Code	FL-FB24
Power	24W
Efficiency	110lm/W (4000K)
Input Voltage	100-240VAC
Size	200x155x51mm
Body Color	Black
LED Source	Lumileds (USA)
CRI	80
Beam Angle	15°/ 20°/ 60°/ 90°/ 120°/ T2M/ T3M
CCT	2700K/ 3000K/ 4000K/ 5700K/ Color
Lume	2580lm(W), 2.640lm(N/C)
Life time	Min 30.000h
IP	IP66
Weight	1.2kg

PHOTOMETRIC CURVES Beam Angle 120°

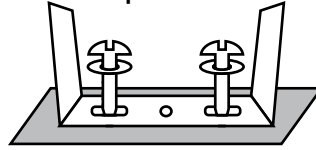


INSTALLATION INSTRUCTIONS

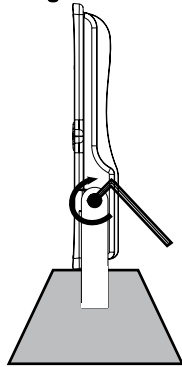
1. Remove frame out of the light



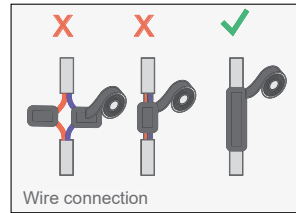
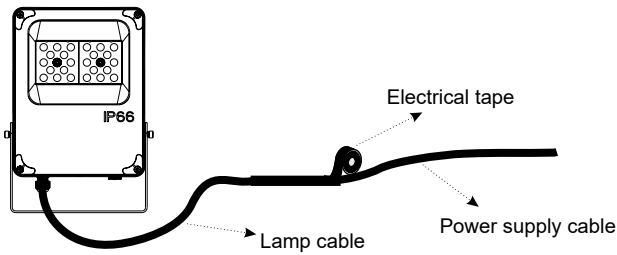
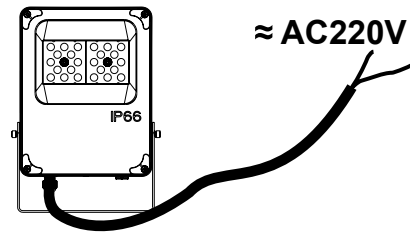
2. Attach the bracket fixed to the position to install the lamp



3. Install the lights on the fixed racks



4. connect the wires to the source 220VAC



Attention :

1. Install by qualified electricians only .
2. Make sure that the supply voltage is disconnected before installation.
3. Make sure the voltage is suitable with the lamps ,and L/N/G connect properly.
4. Don't open the lamps without Manufacturer's Authorized

PACKING

Power	Package size	Quantity/Cartons	Carton size
24W	L 255xW170xH60mm	18	L540xW360xH310mm

