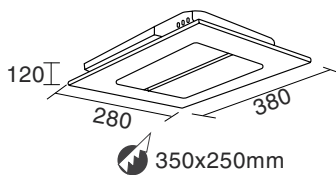


GS-DW100

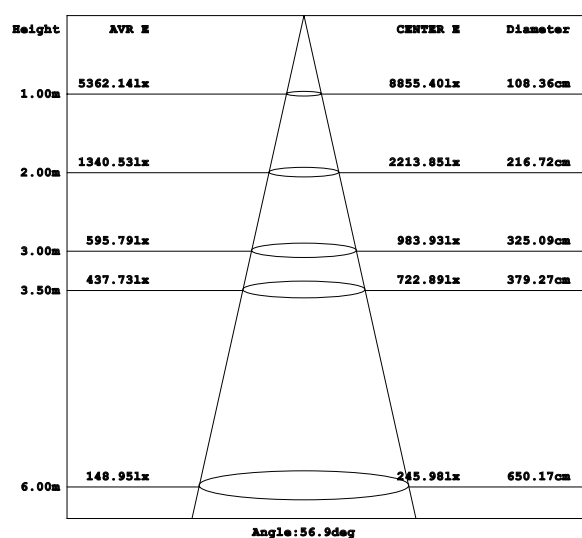
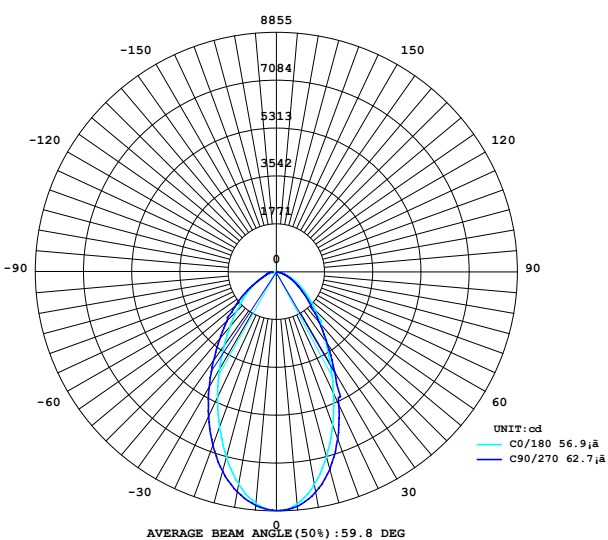
RoHS



SPECIFICATION

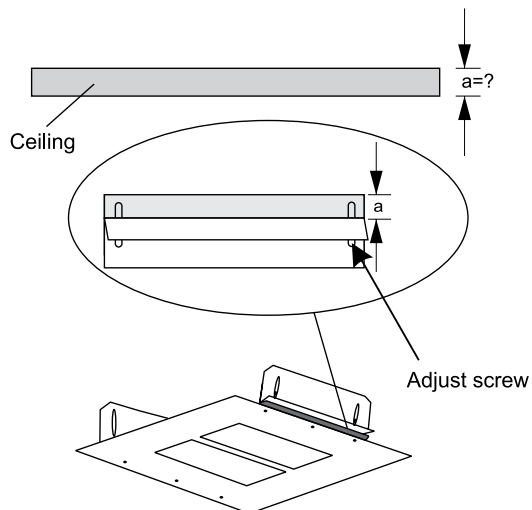
Model Code	GS-DW100
Power	100W
Efficiency	125lm/W (4000K)
Input Voltage	100-240VAC
Size	380x280x120mm
Hole size	350x250mm
Body Color	White
Weight	4.5Kg
LED Source	Lumileds (USA)
CRI	Ra>80
Beam Angle	80°
CCT	3000K/ 4000K/ 5700K
Lumen	11.930lm(W), 12.500lm(N/C)
Life time	Min 50.000h
IP/ IK	IP65/ IK08

PHOTOMETRIC CURVES




INSTALLATION INSTRUCTIONS

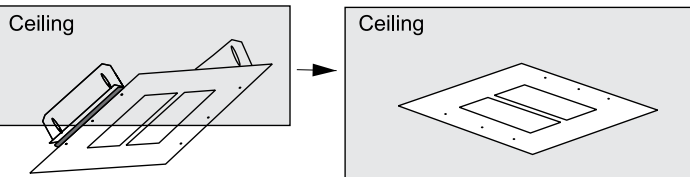
1. Drill a hole on the ceiling
2. Determine the ceiling thickness, adjust the size of the ceiling base width



3. Connect LED driver to the power supply



4. Push the lamp into the hole in the ceiling
5. Finished installation



Note: - Disconnect the power supply before connecting the power
- Need to activate the warranty before use. If not activated, the applicable time is the factory time.

PACKING

