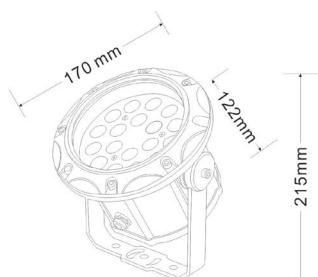


OS-CG18

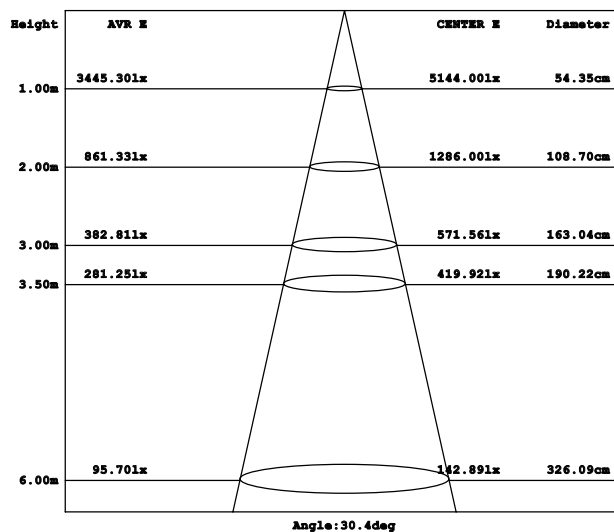
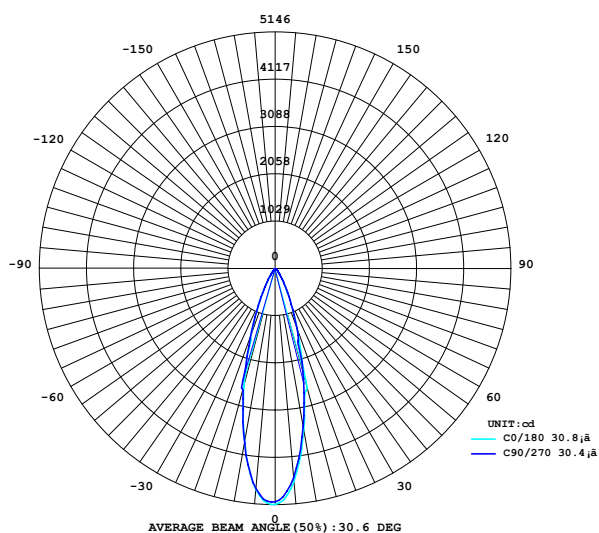
RoHS



SPECIFICATION

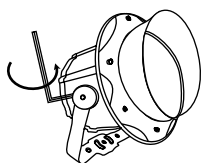
Model Code	OS-CG18
Power	18W
Efficiency	90lm/w
Input Voltage	85-265VAC
Size	Ø170x122x215mm
Body Color	Grey
LED Source	CREE (USA)
CRI	80
Beam Angle	5°/ 10°/ 15°/ 30°/ 45°
CCT	2700K/ 3000K/ 4000K/ 5700K/ Color
Lumen	1500lm(W), 1620lm (N/C)
Life time	Min 30.000h
IP	IP65

PHOTOMETRIC CURVES Beam Angle 30°

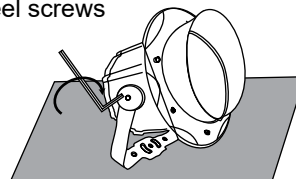


INSTALLATION INSTRUCTIONS

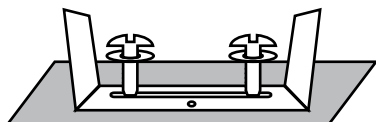
1. Remove the lamp bracket



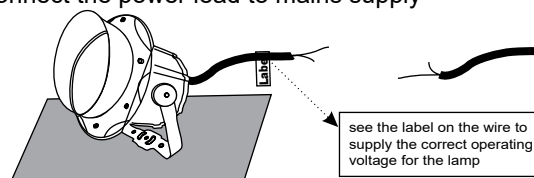
3. Connect the lamp body to the bracket. Then fix them with stainless steel screws



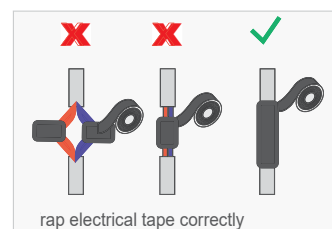
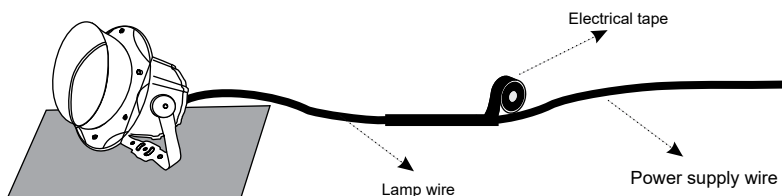
2. Attach and screw on to make it into position



4. Connect the power lead to mains supply



5. Wrap electrical tape correctly, make sure water can't get inside



Note: - Disconnect the power supply before connecting the power
 - Housing material is Aluminum, do not install near sea water or high acidity environment
 - Need to activate the warranty before use. If not activated, the applicable time is the factory time

PACKING

Power	Package size	Quantity/Cartons	Carton size
18W	L210xW210xH120mm	10	L620xW470xH250mm

