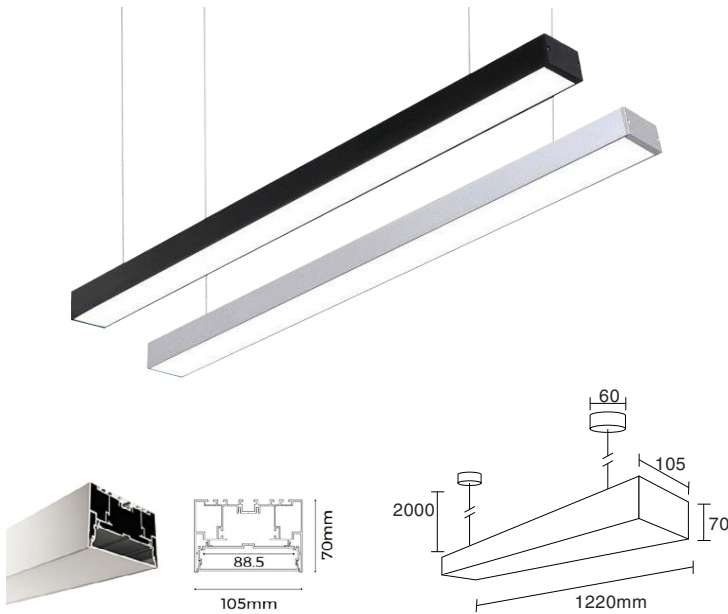


PF-70105S40 / PF-70105B40

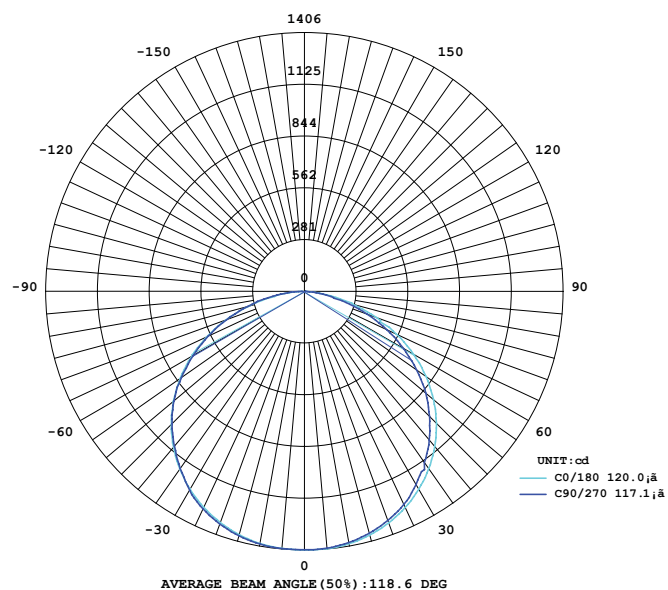
RoHS



SPECIFICATION

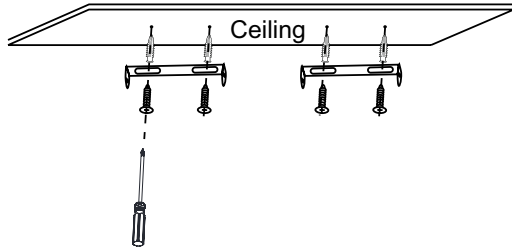
Model Code	PF-70105S40 / PF-70105B40
Power	40W
Efficiency	105lm/W (4000K)
Input Voltage	100-240VAC / 24VDC
Size	1220x105x70mm
Body Color	Silver/ Black
LED Source	Bridgelux (USA)
CRI	Ra>80
Beam Angle	105°
CCT	3000K/ 4000K/ 6500K
Lumen	4090lm(W), 4200lm(N/C)
Life time	Min 30.000h
IP	IP40

PHOTOMETRIC CURVES

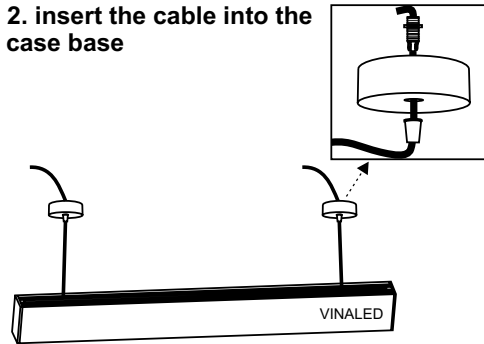


INSTALLATION INSTRUCTIONS FOR PENDANT LIGHT

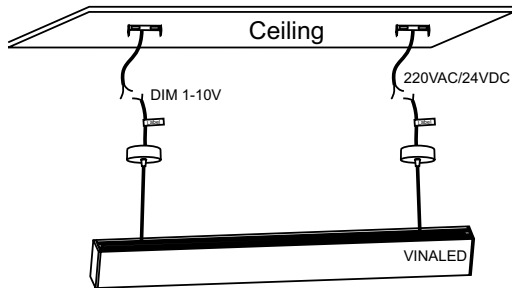
1. Fix the installation bracket with screws on the ceiling



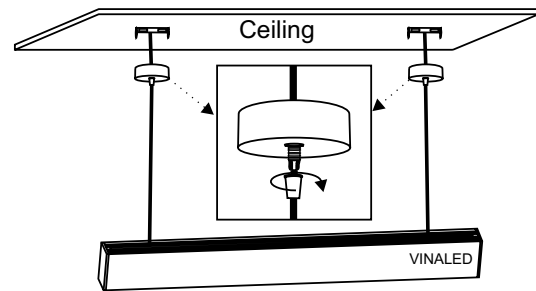
2. Insert the cable into the case base



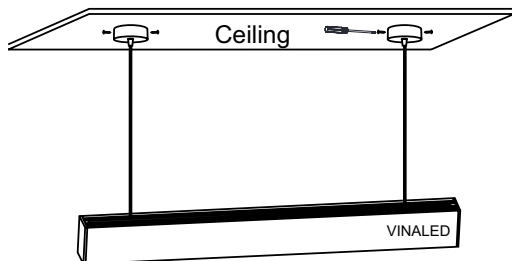
3. Connect the power lead to mains supply 220VAC/24VDC or Dimmer 1-10V
(See label on power lead)



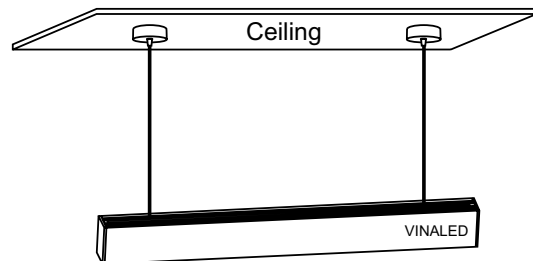
4. Adjust the cable length



5. Fix the ceiling light into the installation bracket with screws



6. Finish



Note: ● Disconnect the power supply before connecting the power
● Need to activate the warranty before use. If not activated, the applicable time is the factory time

PACKING

