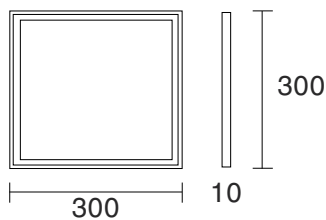



PL-3030DS18/ PL-3030DW18

RoHS

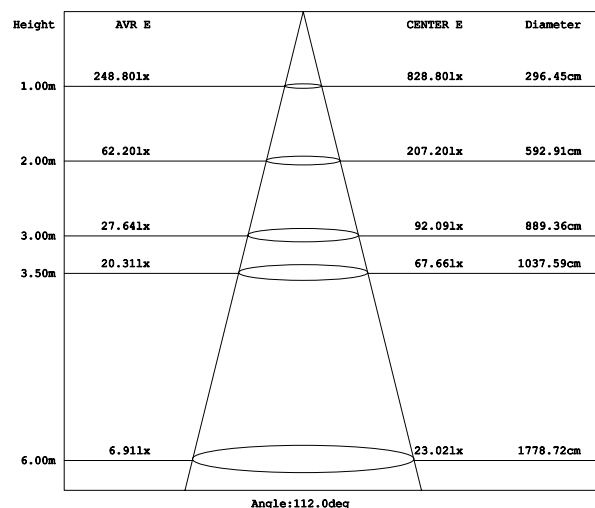
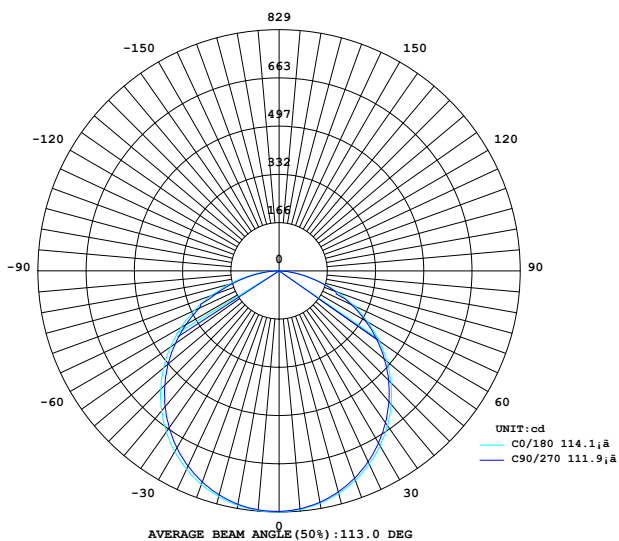


283x283mm

## SPECIFICATION

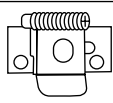
Model Code	PL-3030DS18/ PL-3030DW18
Power	18W
Efficiency	100lm/W (4000K)
Input Voltage	220-240VAC
1-10V Dimmable	Available
Size	300x300x10mm
Hole size	283x283mm
Body Color	White/ Silver
LED Source	Bridgelux (USA)
CRI	>80
Beam Angle	120°
CCT	3000K/ 4000K/ 6500K
Lumen	1720lm(W), 1800lm(N/C)
Life time	Min 30.000h
IP	IP30/IP65

## PHOTOMETRIC CURVES

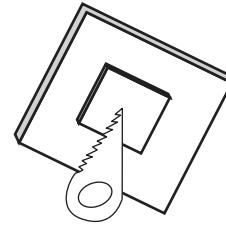


# INSTALLATION INSTRUCTIONS

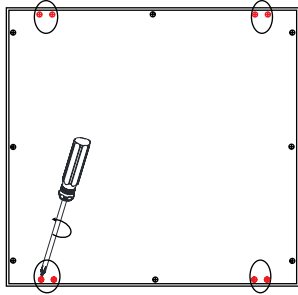
## 1. Accessories

Number	Accessory	Amount
1		x4

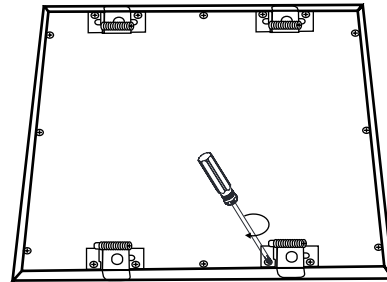
## 2. Drill a hole on the ceiling



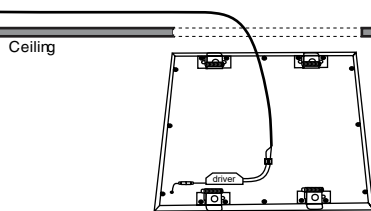
## 3. Unscrew the screws



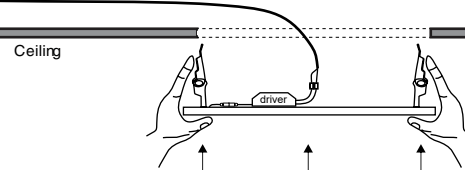
## 4. Install springs to the lamp



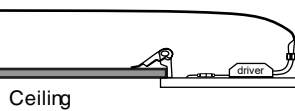
## 5. Connect LED driver to the power supply, connect LED driver to lamp



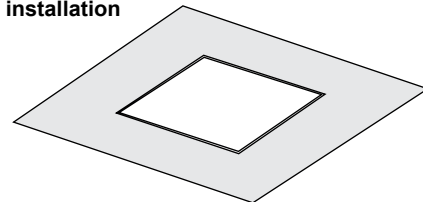
## 6. Push the panel into the ceiling cavity with springs raised



## 7. Complete installation



## 8. Finished installation



Note: - Disconnect the power supply before connecting the power  
 - Need to activate the warranty before use. If not activated, the applicable time is the factory time.

# PACKING

Power	Package size	Quantity/Cartons	Carton size
18W	L360xW360xH45mm	12	L560xW370xH370mm

