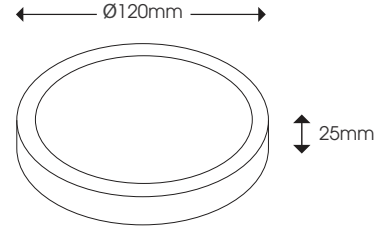


3000K 4000K 6500K

>30.000 Hours 85-265 VAC RoHS CE

PL-R08M

White

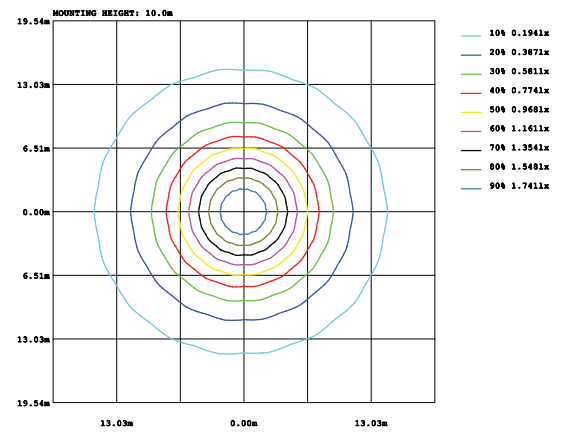
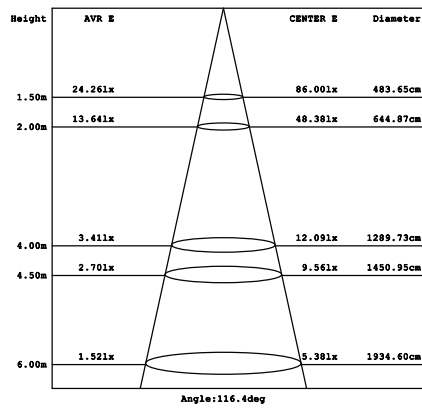
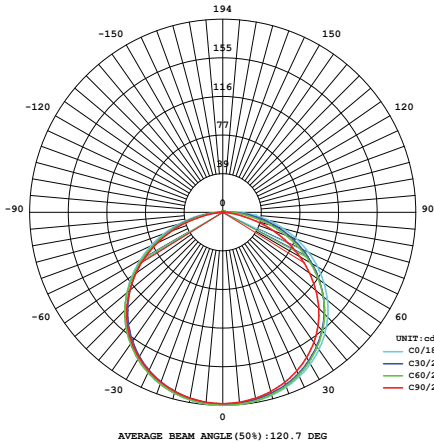


Model	Power	Led source	Beam angle	CCT	CRI	Flux
PL-R08M	8W	Bridgelux (USA)	120°	3000K	>80	580lm
				4000K	>80	605lm
				6500K	>80	605lm

LAMP PHOTOMETRIC REPORT

AVERAGE AND CENTER E Figure

ISOLUX DIAGRAM



Parameter of PL-R08M | CCT 4000K

INSTALLATION INSTRUCTIONS

PACKING

- Install the Pat U on the ceiling
- Connected Led Driver with 220VAC power
- Install the lamp on the U-bar

Note: Turn off the power, check the entire power system before installation.
All heat sinks do not come in direct contact with steel and iron