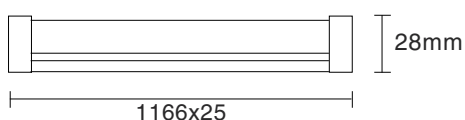


TL-D22S

T5 Tube

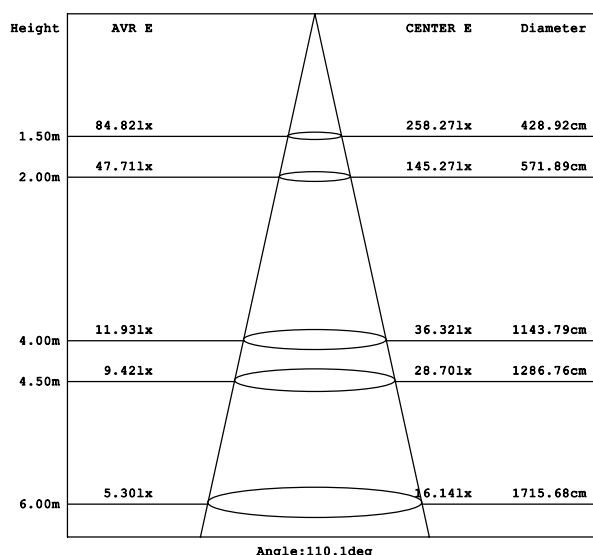
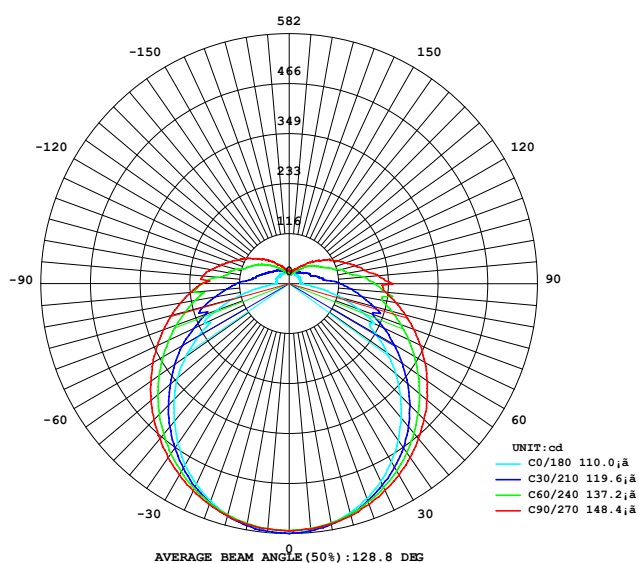
RoHS



SPECIFICATION

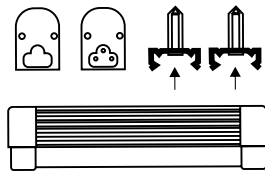
Model Code	TL-D22S
Power	22W
Efficiency	120lm/w (4000K)
Input Voltage	100-240VAC
Size	L1166xW25xH28mm
Body Color	White
LED Source	Bridgelux (USA)
CRI	80
Beam Angle	120°
CCT	3000K/ 4000K/ 6500K
Lumen	2545lm(W), 2640lm(N/C)
Life time	Min 30.000h
IP	IP40

PHOTOMETRIC CURVES

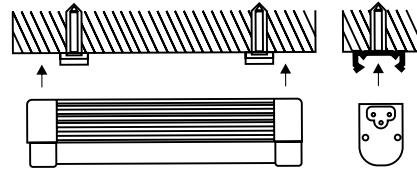


INSTALLATION INSTRUCTIONS

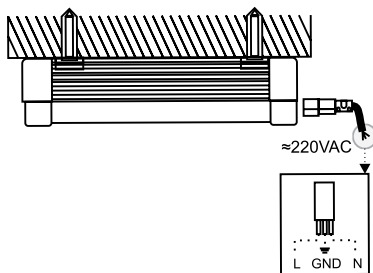
1. Fix the led tube holder clip kit to the ceiling or wall



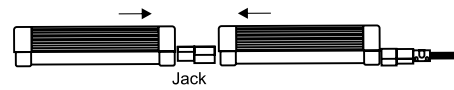
2. Fix the led tube to the clip kit



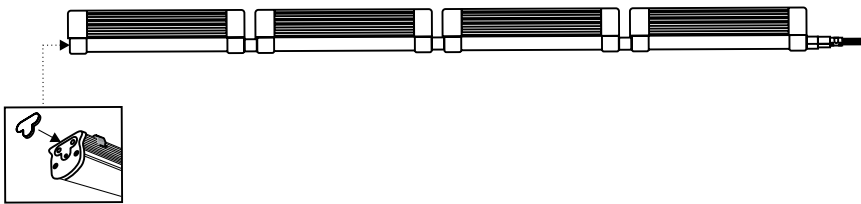
3. Connect the led tube to the power supply



4. The power plug at both ends of the led tube is the same. Connect the led tube in series with the connector



5. Complete the installation, close the endcap to ensure safety during use. Install the led tube in series with a capacity not exceeding 200W



Note: - Disconnect the power supply before connecting the power
 - All heat sinks do not come in direct contact with steel or iron
 - Need to activate the warranty before use. If not activated, the applicable time is the factory time.

PACKING

Power	Package size	Quantity/Cartons	Carton size
22W	L1200xW36xH36mm	30	L1240xW230xH195mm

