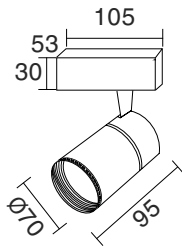


TR-DW9/ TR-DB9

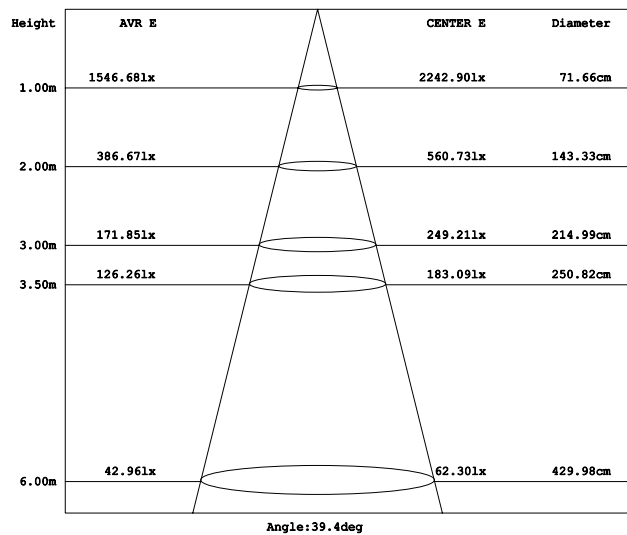
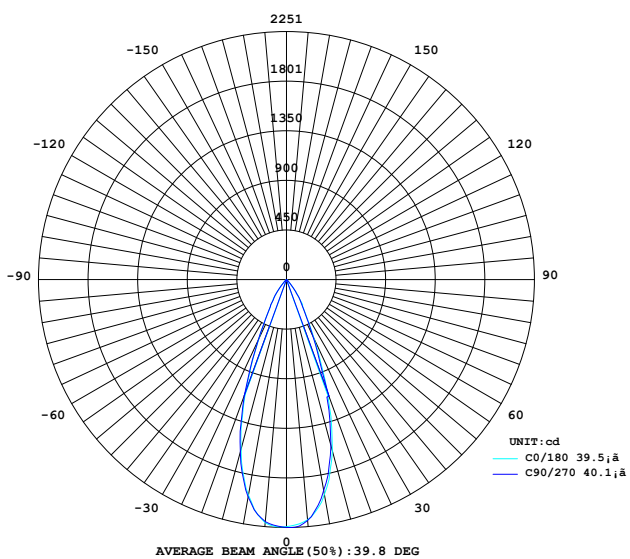
RoHS



### SPECIFICATION

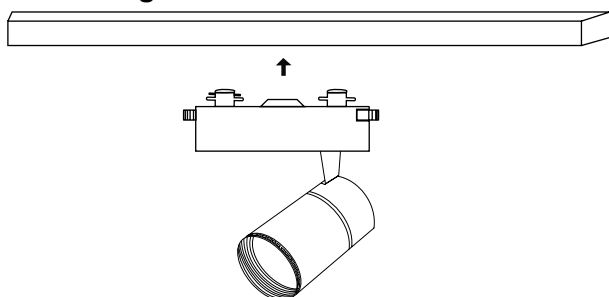
Model Code	TR-DW9/ TR-DB9
Power	9W
Efficiency	120lm/W (4000K)
Input Voltage	220-240VAC
Triac Dimmable	Available
Size	Ø70xL95mm
Body Color	White/Black
LED Source	CREE (USA)
CRI	Ra>80/90*
Beam Angle	24°/38°
CCT	2700K/ 3000K/ 4000K/ 5000K
Lumen	1000lm(W), 1080lm(N/C)
Life time	Min 30.000h
IP	IP20

### PHOTOMETRIC CURVES Beam Angle 38°

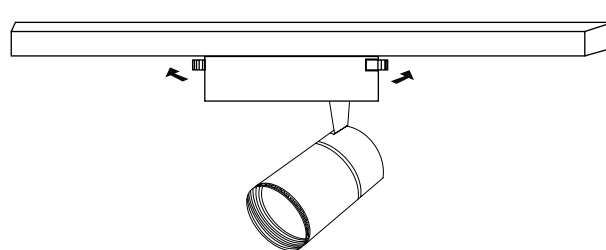


## INSTALLATION INSTRUCTIONS

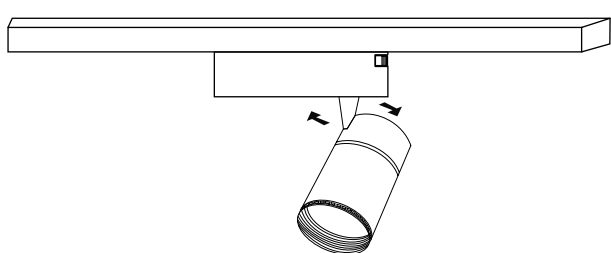
### 1. Install light to the rail



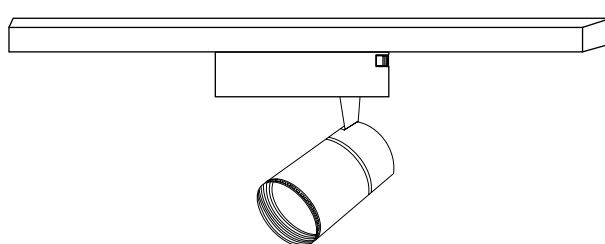
### 2. Turn the button to lock



### 3. Adjust the projection direction



### 4. Finish



Note: • Disconnect the power supply before connecting the power  
• Need to activate the warranty before use. If not activated, the applicable time is the factory time

## PACKING

Power	Package size	Quantity/Cartons	Carton size
9W	L155xW155xH90mm	20	L480xW330xH320mm

