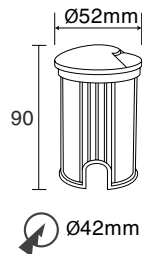


## UG1S -BS1

RoHS

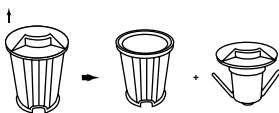


### SPECIFICATION

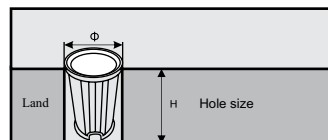
Model Code	UG1S -BS1
Power	1W
Efficiency	115lm/W (4000K)
Input Voltage	85-265VAC
Size	Ø52mm
Hole size	Ø42mm
Cover size	Ø42xH80mm
Body Color	Silver
LED Source	CREE (USA)
CRI	Ra>80
CCT	2700K/ 3000K/ 4000K/ 5700K/Color
Lumen	40lm(W), 50lm(N/C)
Life time	Min 30.000h
IP	IP67

### INSTALLATION INSTRUCTIONS

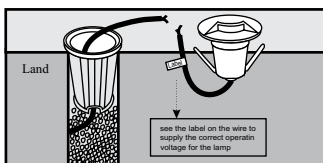
#### 1. Remove the lamp body and cover



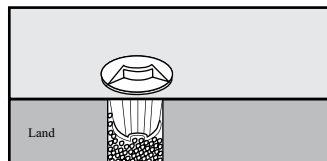
#### 2. Drill holes, fix cover



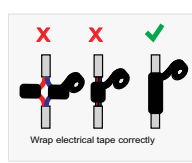
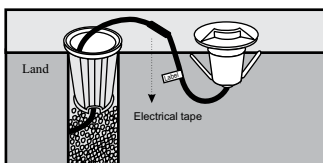
#### 3. Connect the power lead to mains supply



#### 4. Pour 1 layer of gravel ≥30cm, install the lamp on the plastic base



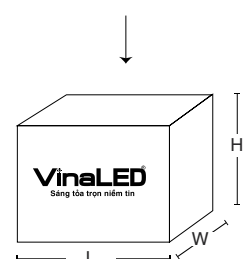
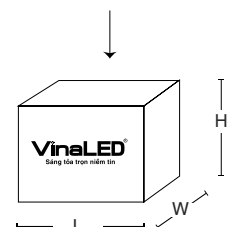
Wrap electrical tape correctly, make sure water can't get inside



- Note:**
- Disconnect the power supply before connecting the power
  - Housing material is Aluminum, do not install near sea water or high acidity environment
  - Need to activate the warranty before use. If not activated, the applicable time is the factory time.
  - Place a layer of gravel about 30cm to limit rainwater and the risk of groundwater rising

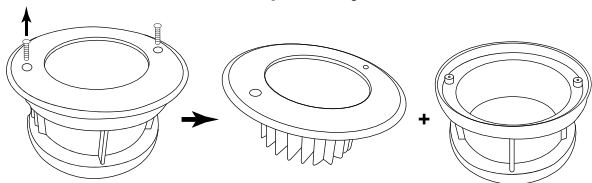
### PACKING

Power	1W
Package size	L105xW105xH75mm
Quantity/Cartons	50
Carton size	L480xW330xH320mm

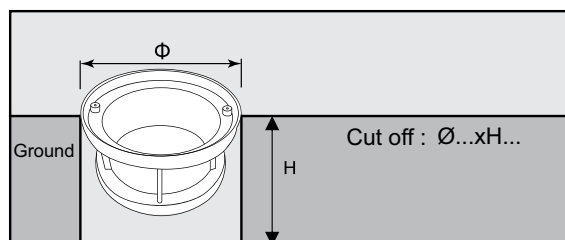


## INSTALLATION INSTRUCTIONS

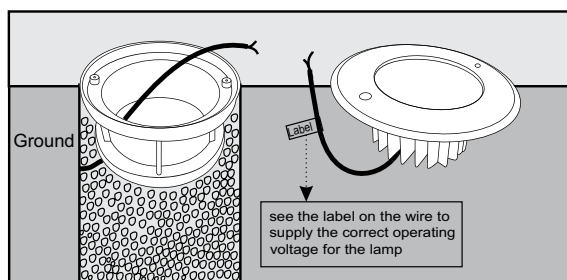
### 1. Remove the lamp body and cover



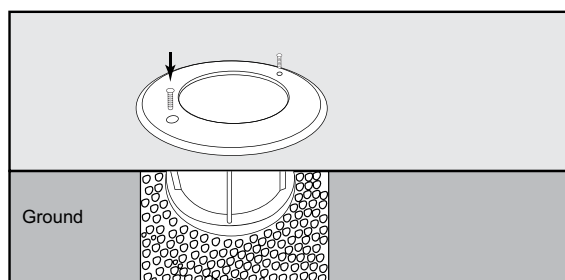
### 2. Drill holes, fix cover



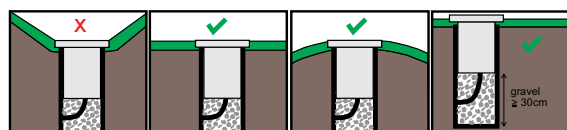
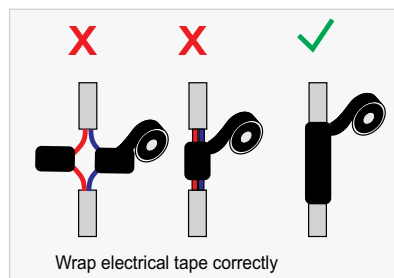
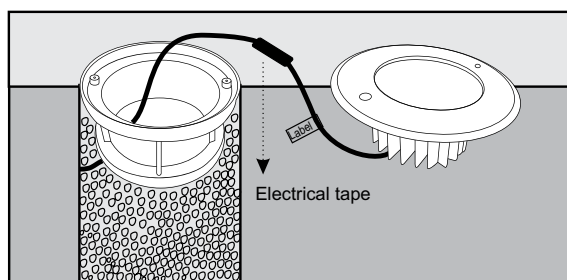
### 3. Connect the power lead to mains supply



### 4. Fix the lamp to the cover



Wrap electrical tape correctly, make sure water can't get inside



Note:

- Disconnect the power supply before connecting the power
- Housing material is Aluminum, do not install near sea water or high acidity environment.
- Need to activate the warranty before use. If not activated, the applicable time is the factory time.

## PACKING

Power	Package size	Quantity/Cartons	Carton size
3W	L130xW130xH110mm	20	L560xW270xH270mm

