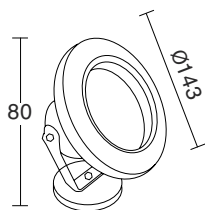


UW-CS12

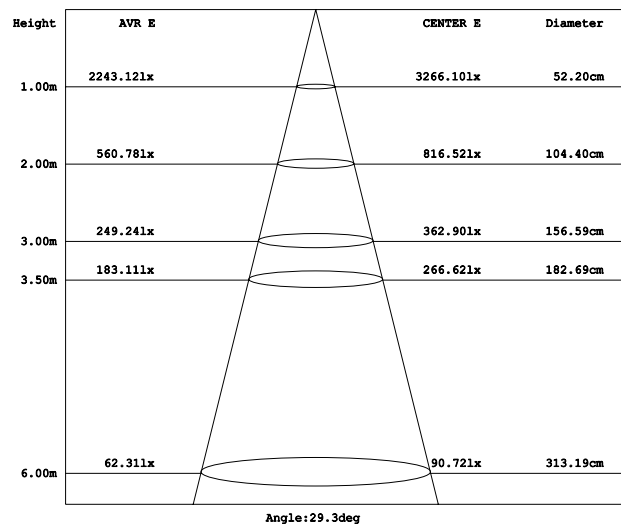
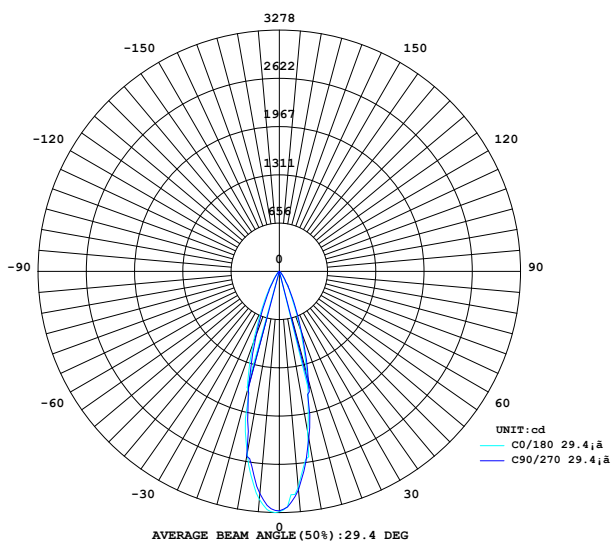
RoHS



SPECIFICATION

Model Code	UW-CS12
Power	12W
Efficiency	90lm/W (4000K)
Input Voltage	24VDC(0.62A)
Size	Ø143xH80mm
Body Color	Silver
LED Source	CREE (USA)
CRI	Ra>80
Beam Angle	5°/ 10°/ 15°/ 30°/ 45°
CCT	2700K/3000K/4000K/5700K/Color
Lumen	1010lm(W), 1080lm(N/C)
Life time	Min 30.000h
IP	IP68

PHOTOMETRIC CURVES Beam Angle 30°



INSTALLATION INSTRUCTIONS

Connector IP68

Connected with power supply DC
Brown wire (V+)
Blue wire (V-)

Connected with power supply AC

Waterproof electrical tape

Wrap electrical tape correctly

Deep water ≤ 1m

Note:

- Turn off power, check system safety before construction
- Use waterproof electrical tape in connect to wir
- Need to activate the warranty before use. If not activated, the applicable time is the factory time.

X Installation without connector IP68 or waterproof junction box leads to moisture and water following the electrical wires into the lamp

✓ Installation with connector IP68 or waterproof junction box moisture and water will not follow the electrical wires into the lamp

PACKING

Power	Package size	Quantity/Cartons	Carton size
12W	L175xW175xH100mm	18	L540xW360xH310mm