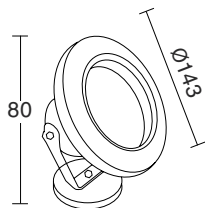


UW-CS9

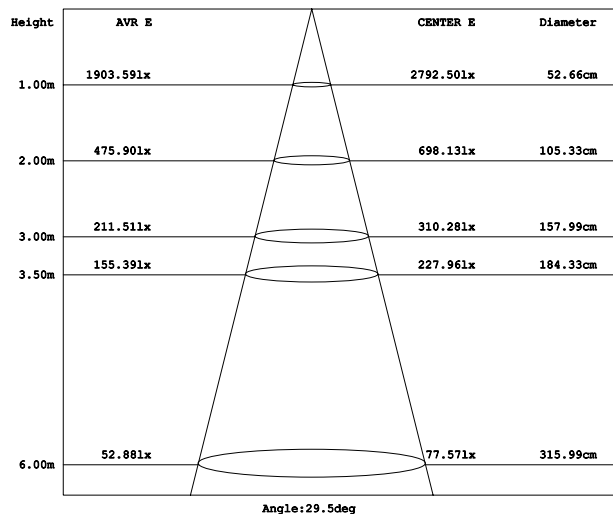
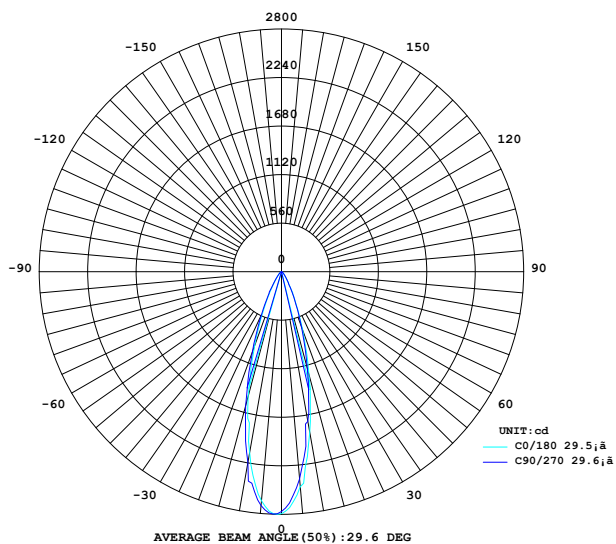
RoHS



SPECIFICATION

Model Code	UW-CS9
Power	9W
Efficiency	100lm/W (4000K)
Input Voltage	24VDC(0.5A)
Size	Ø143xH80mm
Body Color	Silver
LED Source	CREE (USA)
CRI	Ra>80
Beam Angle	5°/ 10°/ 15°/ 30°/ 45°
CCT	2700K/3000K/4000K/5700K/Color
Lumen	830lm(W), 900lm(N/C)
Life time	Min 30.000h
IP	IP68

PHOTOMETRIC CURVES Beam Angle 30°



INSTALLATION INSTRUCTIONS

Connector IP68

Connected with power supply DC
Brown wire (V+)
Blue wire (V-)

Connected with power supply AC

Waterproof electrical tape

Wrap electrical tape correctly

Deep water ≤ 1m

Note:

- Turn off power, check system safety before construction
- Use waterproof electrical tape in connect to wir
- Need to activate the warranty before use. If not activated, the applicable time is the factory time.

X

Installation without connector IP68 or waterproof junction box leads to moisture and water following the electrical wires into the lamp

Outdoor Underground Underwater

✓

Installation with connector IP68 or waterproof junction box moisture and water will not follow the electrical wires into the lamp

Outdoor Underground Underwater

PACKING

Power	Package size	Quantity/Cartons	Carton size
9W	L175xW175xH100mm	18	L540xW360xH310mm