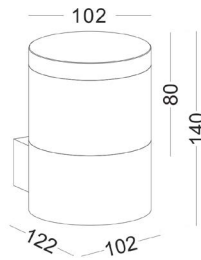


WLR-AB9

RoHS

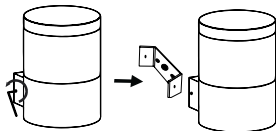


SPECIFICATION

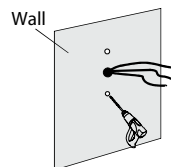
Model Code	WLR-AB9
Power	9W
Input Voltage	220-240VAC
Size	122x102xH140mm
Body Color	Black
LED Source	CREE (USA)
CRI	Ra>80
CCT	2700K/3000K/ 4000K/ 5700K
Lumen	800lm(W), 810lm(N/C)
Life time	Min 30.000h
IP	IP65

INSTALLATION INSTRUCTIONS

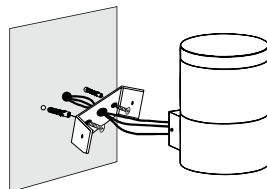
1. Remove the front of the lamp



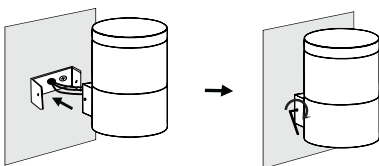
2. Drill holes in the wall



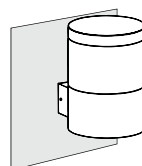
3. Fixed mounting base on the wall Connect LED driver to lamp



4. Fix the lamp on the wall



5. Finished installation



Note:

- Shut off the power, check the safety of the entire electrical system before construction.
- Customers need to activate the warranty when putting the product into use, if not activated warranty period, the warranty period is calculated from the factory date.

PACKING

Power	9W
Package size	L160xW160xH110mm
Quantity/Cartons	16
Carton size	L480xW330xH320mm

