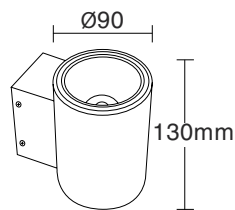


WLX-AB8/ WLX-AG8

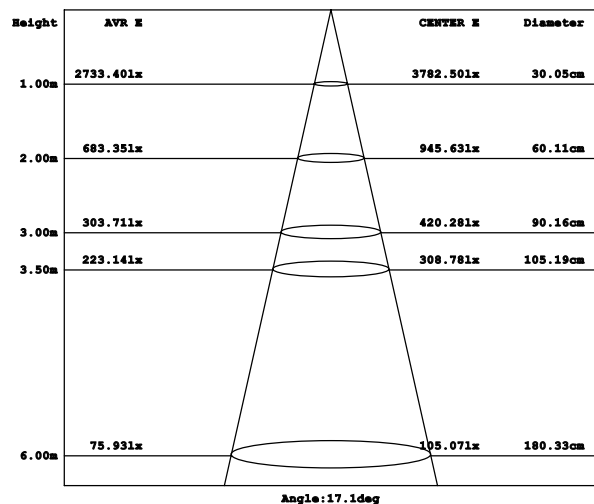
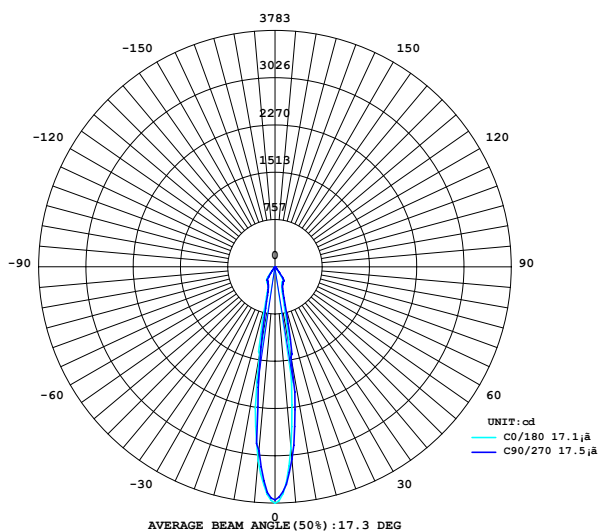
RoHS



SPECIFICATION

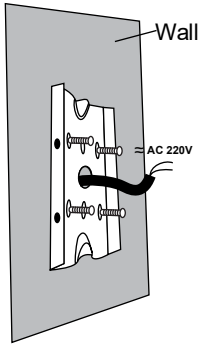
Model Code	WLX-AB8/ WLX-AG8
Power	8W
Efficiency	85lm/W (4000K)
Input Voltage	85-265VAC
Size	Ø90xH130mm
Body Color	White grey/ Black
LED Source	CREE (USA)
CRI	Ra>80
Beam Angle	24°
CCT	2700K/ 3000K/ 4000K/ 5000K/6500K
Lumen	630lm(W), 680lm(N/C)
Life time	Min 30.000h
IP	IP65

PHOTOMETRIC CURVES

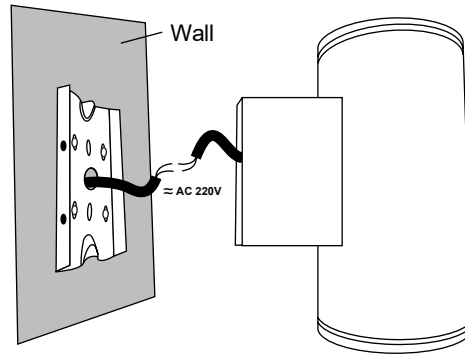


INSTALLATION INSTRUCTIONS

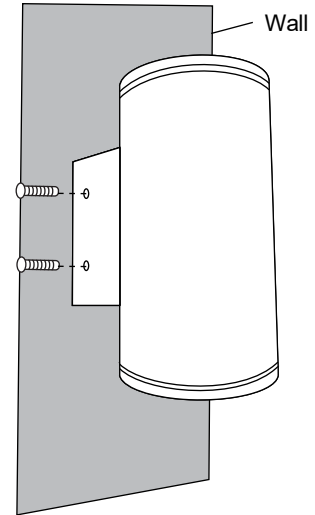
1. Drill holes on the wall.
Attach the bracket with screws



2. Connect the power lead to mains supply



3. Connect the lamp body to the bracket. Then fix them with stainless steel screws



Note: - Disconnect the power supply before connecting the power
 - Housing material is Aluminum, do not install near sea water or high acidity environment
 - Need to activate the warranty before use. If not activated, the applicable time is the factory time

PACKING

Power	Package size	Quantity/Cartons	Carton size
8W	L155xW155xH90mm	20	L480xW330xH320mm

