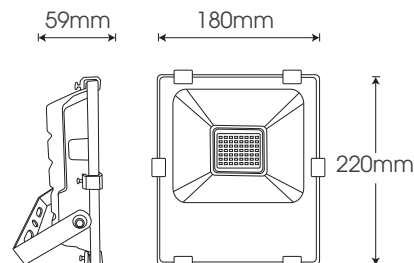


FL-AG30

Grey

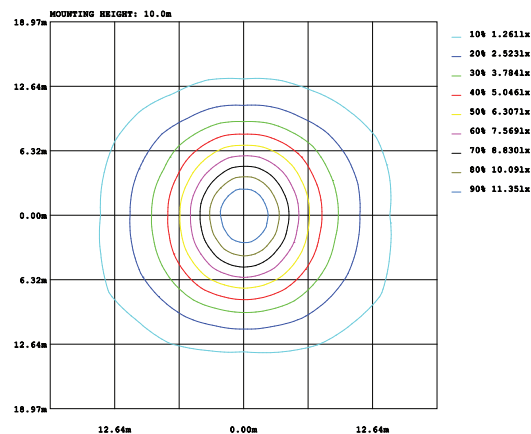
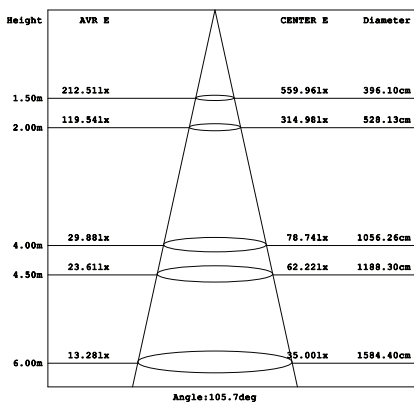
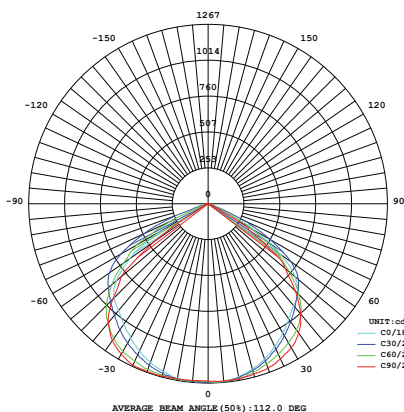


Model	Power	Led source	Beam angle	CRI	CCT	Flux
FL-AG30	30W	Samsung	120°	>80	3000K	2950lm
					4000K	3260lm
					6500K	3260lm

LAMP PHOTOMETRIC REPORT

AVERAGE AND CENTER E Figure

ISOLUX DIAGRAM



Parameter of FL-AG30 | CCT 4000K

INSTALLATION INSTRUCTIONS

PACKING

- Remove frame out of the light
- Attach the bracket fixed to the position to install the lamp
- Install the lights on the fixed racks
- connect the wires to the source 220VAC

Note: Disconnect power, safety checking whole power system before construction.
All radiator parts are not exposed directly to iron or steel

1 pcs
-11 pcs-