

HB-AB150/HB-AG150

- Grey
- Black

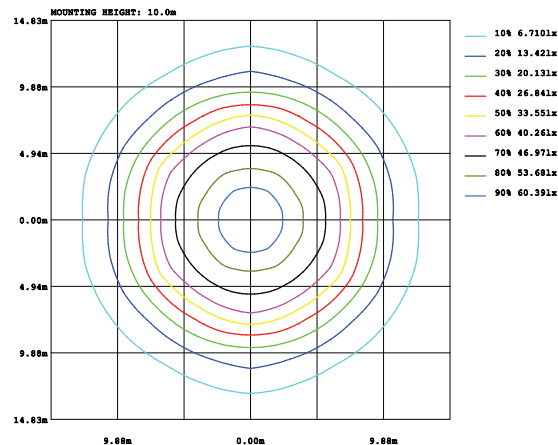
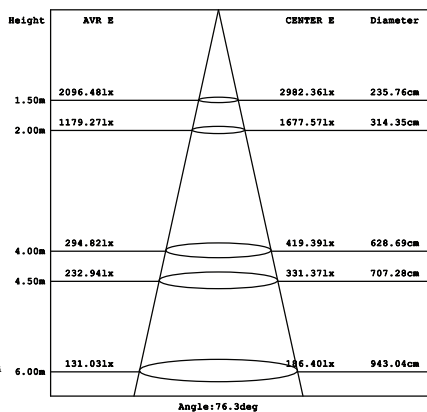
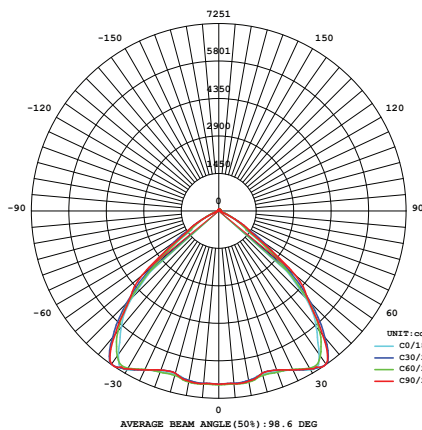


Model	Power	Led source	Beam angle	CCT	CRI	Flux
HB-AB150/ HB-AG150	150W	Lumileds(USA)/ Cree(USA)*	60°/90°	>80	3000K	15200lm
					4000K	16395lm
					5700K	16395lm

LAMP PHOTOMETRIC REPORT

AVERAGE AND CENTER E Figure

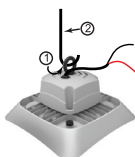
ISOLUX DIAGRAM



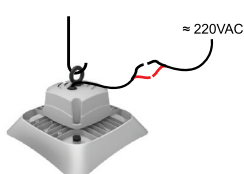
Parameter of HB-AB150/HB-AG150 | CCT 4000K

INSTALLATION INSTRUCTIONS

- Screw the lifting ring into the high bay light fixture, then tighten firmly
- Hang the fixture into the lifting hook or chain and protect it from falling



- Connect the 220VAC power



Note:
 - Turn off the power at the circuit breaker and ensure that the power is off before wiring
 - After installation, please wire in accordance with local connection standard, and make sure there is a good joint protective measures

PACKING



1 pcs

