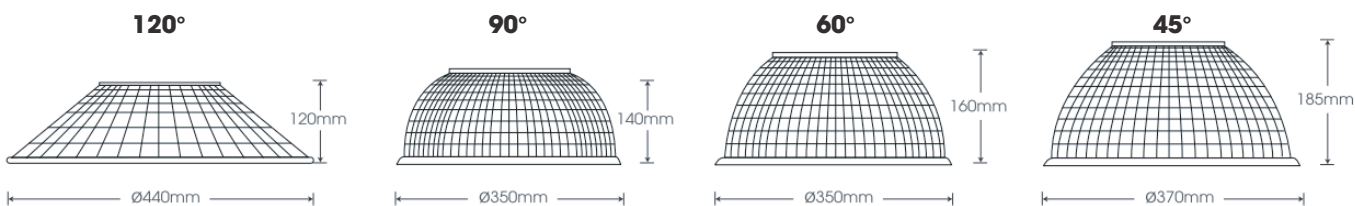
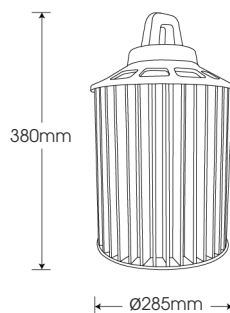


HB-DS300

Silver

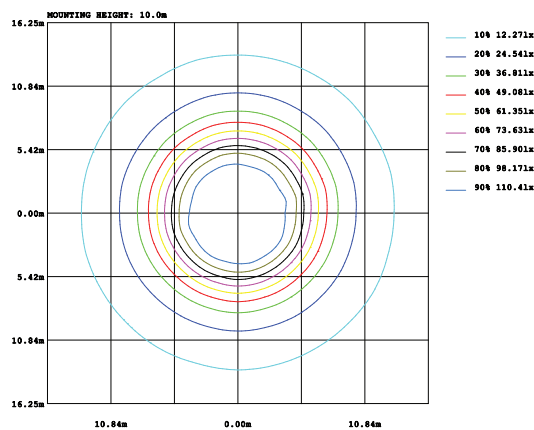
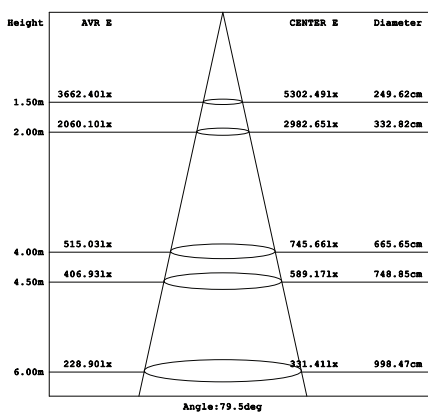
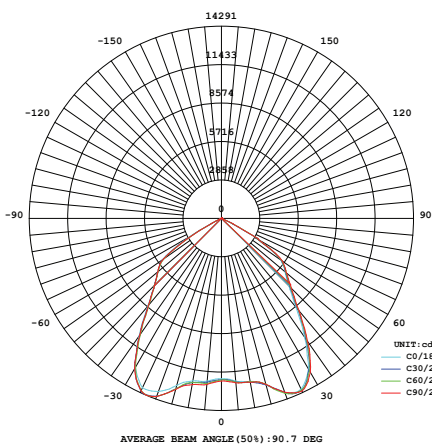


Model	Power	Led source	Beam angle	CCT	CRI	Flux
HB-DS300	300W	Lumileds(USA)/ Cree(USA)*	45°/60°/90°/120°	>80	3000K	25520lm
					4000K	28945lm
					5000K	28945lm
					5700K	

LAMP PHOTOMETRIC REPORT

AVERAGE AND CENTER E Figure


ISOLUX DIAGRAM



Parameter of HB-DS300 | CCT 4000K

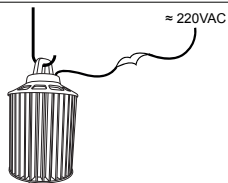
INSTALLATION INSTRUCTIONS

1. Check the chain linkage, make sure the chain link to bear the weight of the lamp
2. Mount the hook on the lamp
3. Hang the lights on the chain hooks have

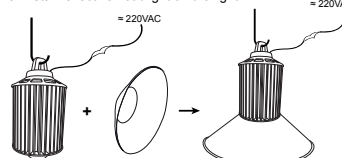


Weight: 7.5kg

4. Wiring harness



5. Install reflective headlight on the light



Note:
 • Disconnect power, safety checking whole power system before construction.
 • All radiator parts are not exposed directly to iron or steel

PACKING

