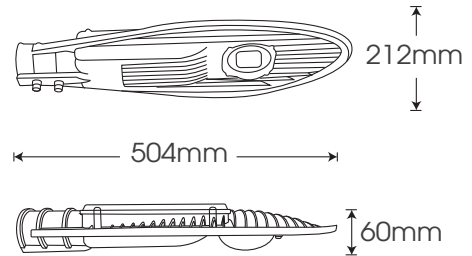


ST-AG50

Grey

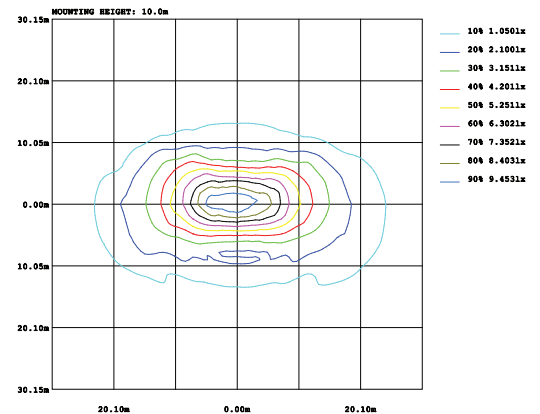
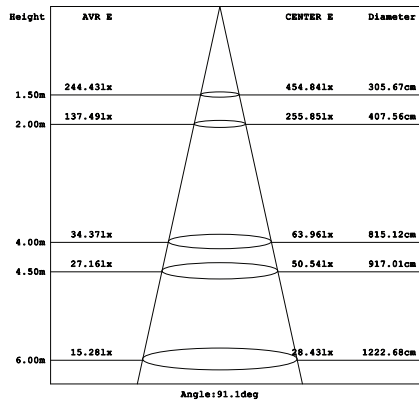
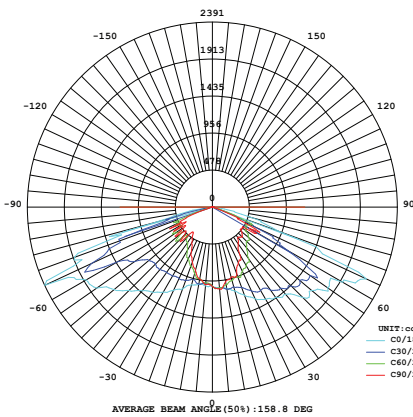


Model	Power	Led source	Beam angle	CRI	CCT	Flux
ST-AG50	50W	OSRAM	135°x 75°	>70	3000K	4160lm
					4000K	4245lm
					6000K	4245lm

LAMP PHOTOMETRIC REPORT

AVERAGE AND CENTER E Figure

ISOLUX DIAGRAM



Parameter of ST-AG50 CCT 4000K

INSTALLATION INSTRUCTIONS

≈220VAC

Ø column

Ø lamp

Lamp column

1. Check:
Check the safety of the lamp column according to the installation standards
- Ø column < Ø lamp 5mm to 10mm.
2. Wiring connected.
3. Install the lamp in the column.

Note: Disconnect the power supply, check the safety of the electrical system before applying.
All radiator parts are not exposed directly to iron or steel.

PACKING

1 pcs

VinaLED®

100mm

250mm

540mm