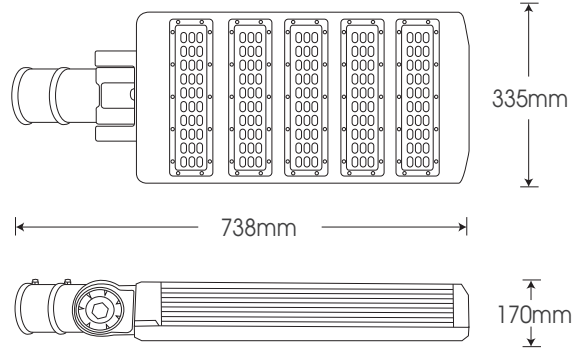


## STX-GS200

Silver



3000K 3500K 4000K 5000K 5700K

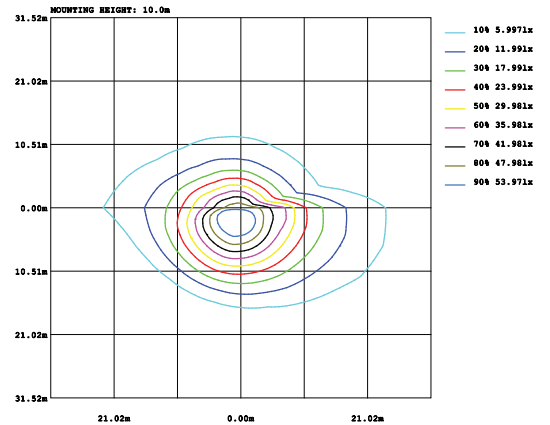
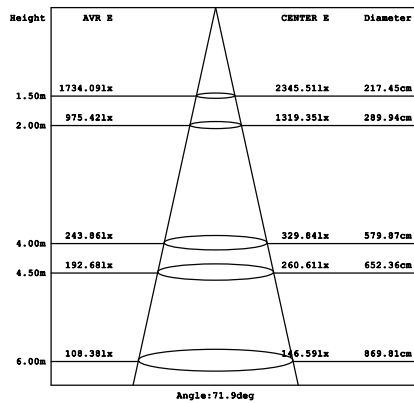
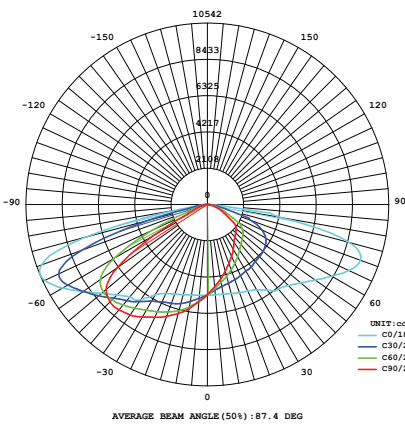


Model	Power	Led source	Beam angle	CRI	CCT	Flux
STX-GS200	200W	Lumileds (USA)/ CREE (USA)*	140°X 80°	>80	3000K	21195lm
					4000K	22570lm
					5700K	22570lm

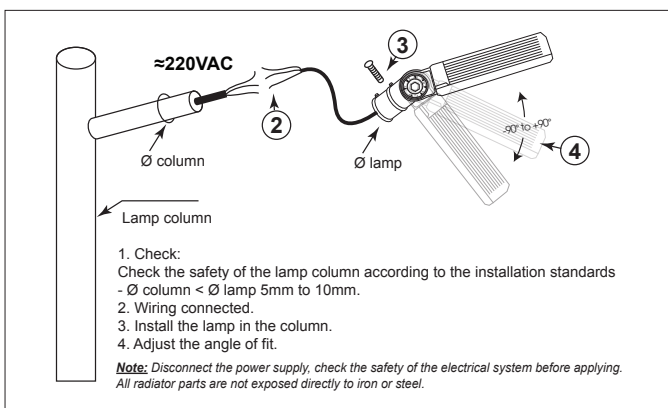
### LAMP PHOTOMETRIC REPORT

### AVERAGE AND CENTER E Figure

### ISOLUX DIAGRAM



### INSTALLATION INSTRUCTIONS



### PACKING

