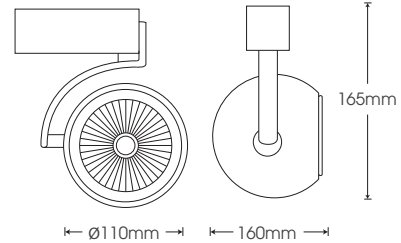


TR-HW20/TR-HB20/TR-HG20

- White
- Black
- Grey

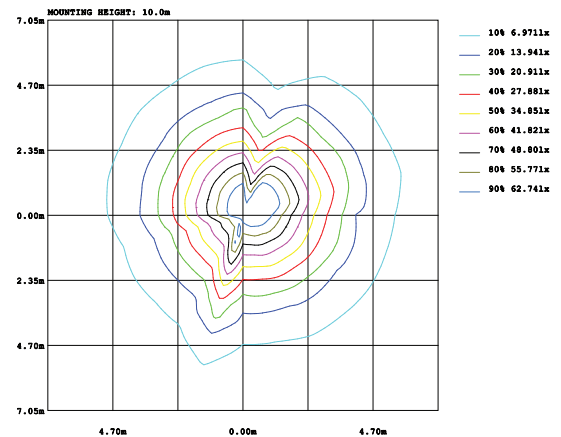
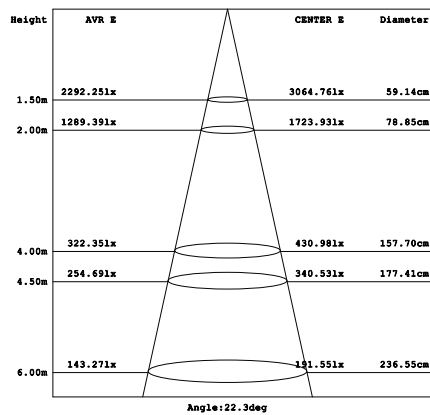
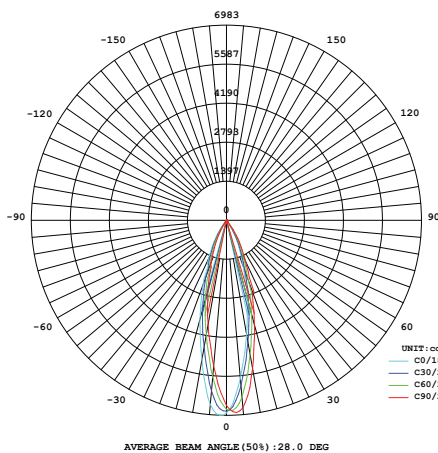


Model	Power	Led source	Beam angle	CCT	CRI	Flux
TR-HW20/ TR-HB20/ TR-HG20	20W	CITIZEN (Japan)	24°/38°	3000K	>80	2070lm
					>90	1970lm
				4000K	>80	2260lm
					>90	2025lm
				5000K	>80	2260lm

LAMP PHOTOMETRIC REPORT

AVERAGE AND CENTER E Figure

ISOLUX DIAGRAM



Parameter of TR-HW20/TR-HB20/TR-HG20 | CCT 4000K

INSTALLATION INSTRUCTIONS

PACKING

- Fixed a head on the ceiling, wire connectors with wire connection point.
- Mount the rails on the fixed head.
- Put the lamp on the rails.

Note: Disconnect power, safety checking whole power system before construction. All radiator parts are not exposed directly to iron or steel