

## UG-AS12

Silver



IP65

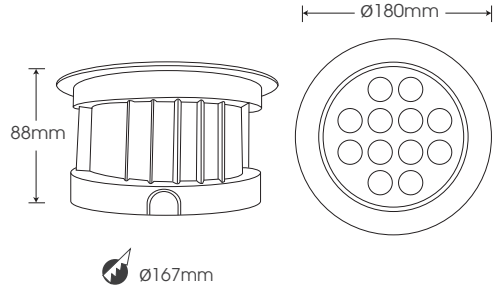
>30.000  
Hours

AC85-265V  
24VAC/DC

RoHS



3000K 4000K 6000K

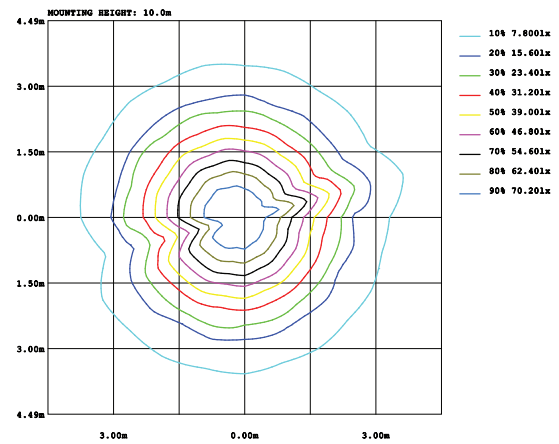
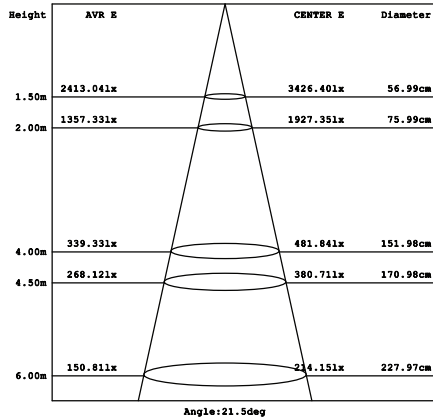
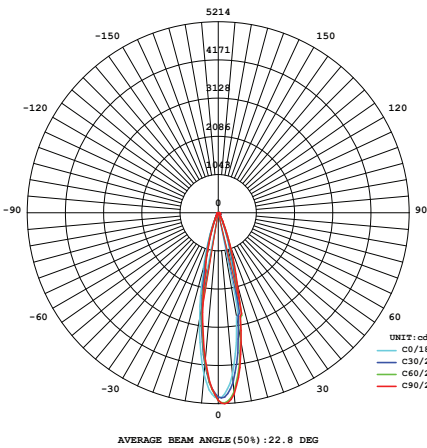


| Model   | Power | Led source | Beam angle         | CRI | Led Qty.. | CCT   | Flux   |
|---------|-------|------------|--------------------|-----|-----------|-------|--------|
| UG-AS12 | 12W   | OSRAM      | 5°/10°/15°/30°/45° | >80 | 12        | 3000K | 1050lm |
|         |       |            |                    |     |           | 4000K | 1165lm |
|         |       |            |                    |     |           | 6000K | 1165lm |

### LAMP PHOTOMETRIC REPORT

### AVERAGE AND CENTER E Figure

### ISOLUX DIAGRAM



Parameter of UG-AS12 CCT 4000K

### INSTALLATION INSTRUCTIONS

- Disassemble the lamp and plastic soles
- Drill holes in the ground, install plastic soles
- Connect 220VAC power to the lamp
- Install the light bulb into the plastic soles, fixed the screw

### PACKING