

UW-DS6

3000K 4000K 6000K

>30.000
Hours

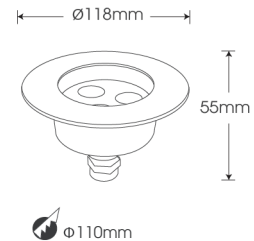
24
VDC

IP68

RoHS

CE

Silver

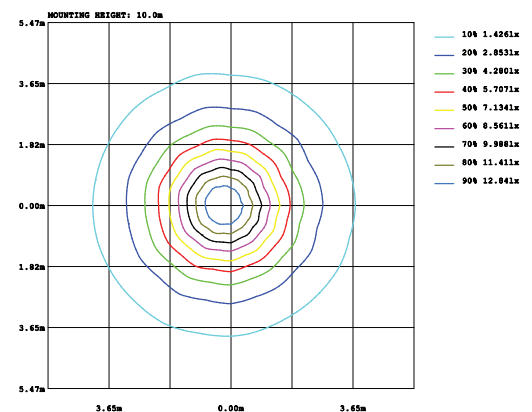
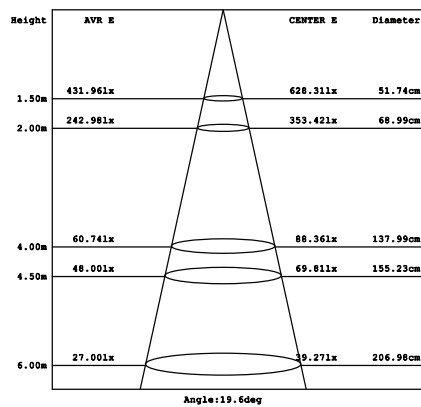
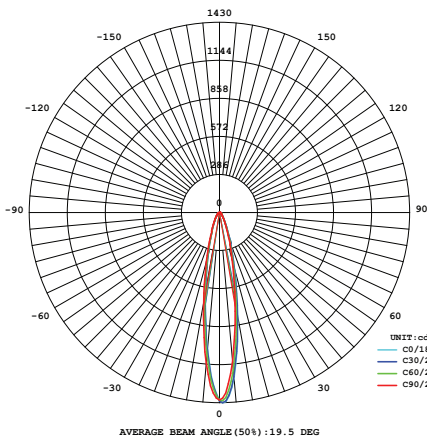


Model	Power	Led source	Beam angle	CRI	Led Qty..	CCT	Flux
UW-DS6	6W	OSRAM	30°	>80	3x2W	3000K	340lm
						6500K	360lm

LAMP PHOTOMETRIC REPORT

AVERAGE AND CENTER E Figure

ISOLUX DIAGRAM



Parameter of UW-DS6 | CCT 3000K

INSTALLATION INSTRUCTIONS

For DC voltage lamps:
 L: Red wire (+) of power source
 N: Black wire (-) of power source

Connector IP68

Connects to power supply DC24V

Water

Connector

Depth of 3 meters

Lưu ý:

- Turn off the power, check the entire power system before installation.
- A connector must be used
- Add silicone in the connector to increase water resistance

PACKING

1 pcs →

200mm

130mm

130mm

VinaLED®