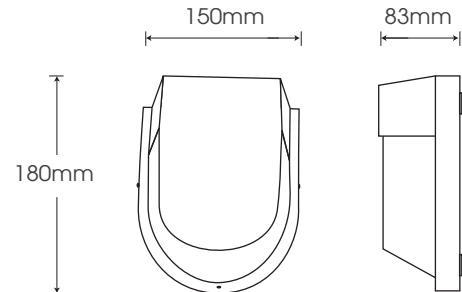


## WL-DG8


Grey



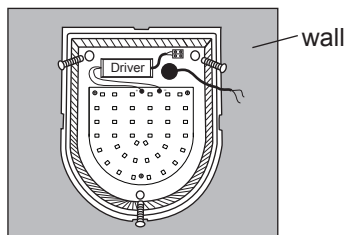
Model	Power	Led source	CCT	CRI	Flux
WL-DG8	8W	Bridgelux(USA)	3000K	>80	665lm
			4000K		720lm
			6500K		720lm

### INSTALLATION INSTRUCTIONS

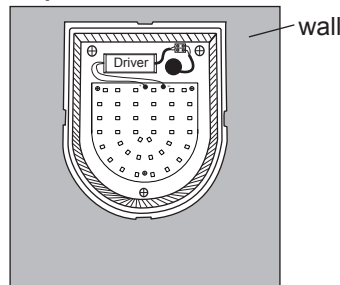
1. Remove the screws and the brace



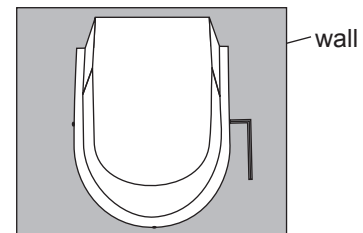
2. Mark the position of the 3 fixing holes



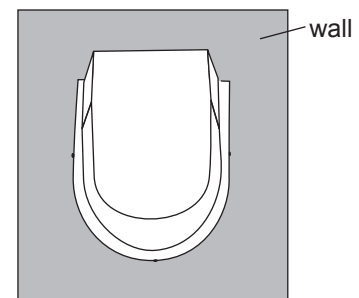
3. Connect the main line to the power wire of the lamp



4. Put cover back to the lamp and fix the lamp into frame by fastening stainless screw



5. Finishing



**Note** • Turn off the power at the circuit breaker and ensure that the power is off before wiring