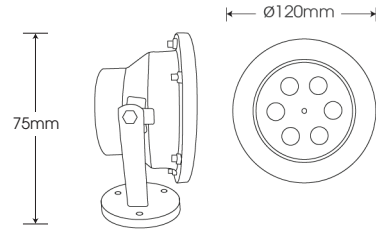


UW-CS6

Silver

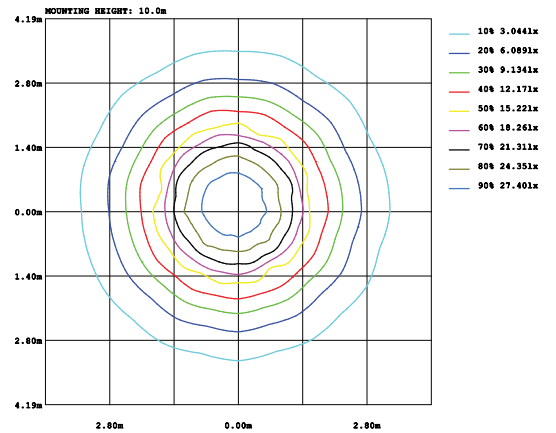
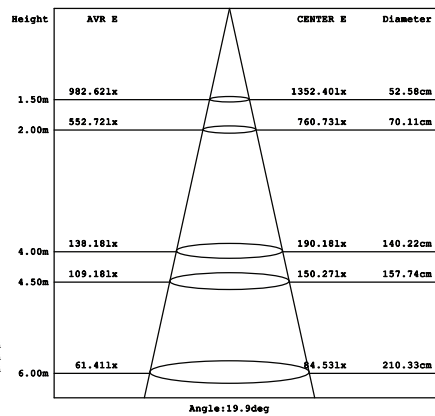
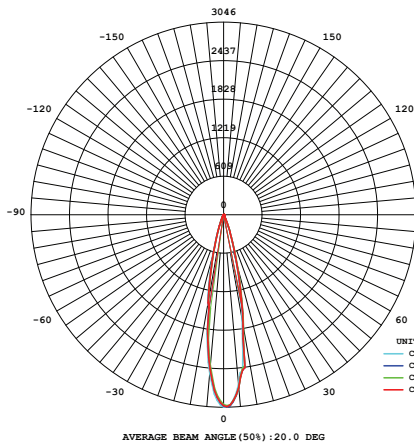


Model	Power	Led source	Beam angle	CRI	Led Qty.	CCT	Flux
UW-CS6	6W	OSRAM	5° /10° /15° /30° /45°	>80	6	3000K	475lm
						4000K	515lm
						6000K	515lm

LAMP PHOTOMETRIC REPORT

AVERAGE AND CENTER E Figure

ISOLUX DIAGRAM



Parameter of UW-CS6 | CCT 4000K

INSTALLATION INSTRUCTIONS

For DC voltage lamps:
 1: Red wire (+) of power source
 2: Black wire (-) of power source

For AC voltage lamps:
 1: Red wire (L) of power source
 2: Black wire (N) of power source

Water

Depth of 3 meters

Connector IP68

Converter with the Controller or Amplifier

Note:

- Turn off the power, check the entire power system before installation.
- A connector must be used
- Add silicone in the connector to increase water resistance

PACKING

1 pcs

20 pcs

90mm x 155mm x 155mm

480mm x 330mm x 320mm